

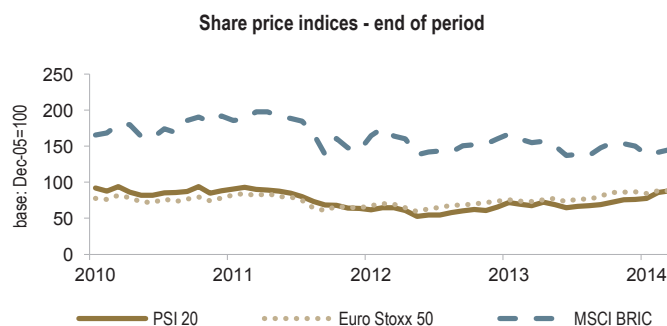
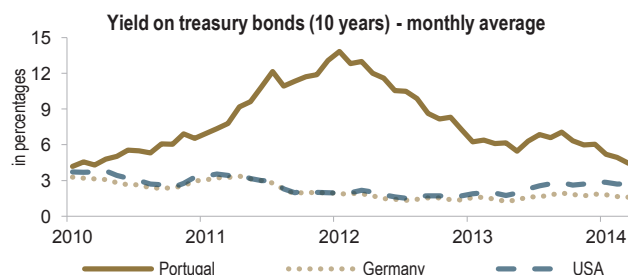
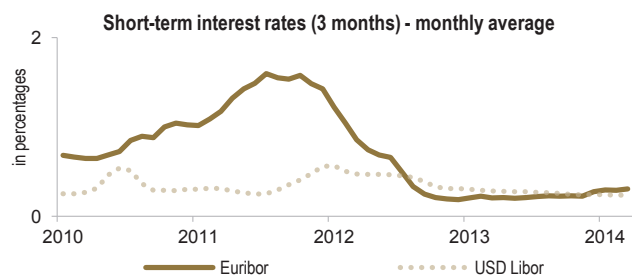
A.12 Financial markets

Source: Banco de Portugal, European Central Bank, NYSE Euronext, Reuters and MSCI

	2013										2014		
	Mar	Apr	May	Jun	Jul	Aug	Sep	Oct	Nov	Dec	Jan	Feb	Mar
	(in percentages)												
	1	2	3	4	5	6	7	8	9	10	11	12	13
Short-term interest rates (3 months)													
Monthly average													
1 Euribor.....	0.21	0.21	0.20	0.21	0.22	0.23	0.22	0.23	0.22	0.27	0.29	0.29	0.30
2 USD Libor.....	0.28	0.28	0.27	0.27	0.27	0.26	0.25	0.24	0.24	0.24	0.24	0.24	0.23
Yield on treasury bonds (10 years)													
Monthly average													
3 Portugal.....	6.10	6.15	5.46	6.30	6.87	6.60	7.06	6.33	5.98	6.04	5.21	4.94	4.43
4 Germany ⁽¹⁾	1.41	1.25	1.37	1.62	1.63	1.80	1.93	1.81	1.72	1.85	1.78	1.66	1.59
5 USA.....	1.95	1.73	1.93	2.29	2.56	2.73	2.80	2.60	2.71	2.89	2.84	2.70	2.72

	(in index)												
	Share price indices												
	End-of-month												
	6	7	8	9	10	11	12	13	14	15	16	17	18
6 PSI 20.....	5 822	6 249	5 939	5 557	5 722	5 808	5 954	6 246	6 538	6 559	6 697	7 380	7 608
7 Euro Stoxx 50.....	2 624	2 712	2 770	2 603	2 768	2 721	2 893	3 068	3 087	3 109	3 014	3 149	3 162
8 Dow Jones Industrial Average.....	14 579	14 840	15 116	14 910	15 500	14 810	15 130	15 546	16 086	16 577	15 699	16 322	16 458
9 Nikkei.....	12 336	13 861	13 775	13 677	13 668	13 389	14 456	14 328	15 662	16 179	14 915	14 841	14 828
10 MSCI BRIC ⁽²⁾	359.7	365.2	368.2	348.8	356.7	360.9	379.2	396.8	403.4	398.7	376.5	388.4	384.7
(chain rate of change - in percentages)													
11 PSI 20.....	-2.8	7.3	-4.9	-6.4	3.0	1.5	2.5	4.9	4.7	0.3	2.1	10.2	3.1
12 Euro Stoxx 50.....	-0.4	3.4	2.1	-6.0	6.4	-1.7	6.3	6.0	0.6	0.7	-3.1	4.5	0.4

	2013										2014		
	Feb	Mar	Apr	May	Jun	Jul	Aug	Sep	Oct	Nov	Dec	Jan	Feb
	(year-on-year rate of change - in percentages)												
	1	2	3	4	5	6	7	8	9	10	11	12	13
Euro debt securities issued by resident entities													
End of period outstanding amounts													
13 Portugal.....	-3.6	-2.8	-1.8	-1.0	0.1	-0.4	-0.3	-1.9	-2.7	-3.0	-4.3	-4.7	-4.5
14 of which: Non-financial corporations.....	3.7	4.3	4.8	3.4	4.2	3.2	4.5	7.7	5.4	5.7	2.4	1.9	0.4
15 Banks ⁽³⁾	0.0	0.9	1.2	-1.6	-7.4	-7.9	-11.0	-12.1	-12.2	-11.9	-13.4	-13.7	-14.2
16 General government.....	-2.0	-2.9	-1.2	0.9	6.8	6.9	9.1	3.5	2.2	0.9	-0.7	-1.2	1.3
17 Euro Area ⁽⁴⁾	-0.8	-0.6	-0.5	-0.3	-0.6	-1.0	-1.1	-1.0	-1.1	-0.7	-1.3	-1.0	-0.8



(1) Yield on Germany treasury bonds, usually used as Euro Area reference rate.

(2) A grouping acronym that refers to the countries of Brazil, Russia, India and China.

(3) Includes universal banks, savings banks and mutual agricultural credit banks which, along with money market funds, are the subsector of Other monetary financial institutions (OMFIs).

(4) Euro Area: fixed composition 18 countries.