

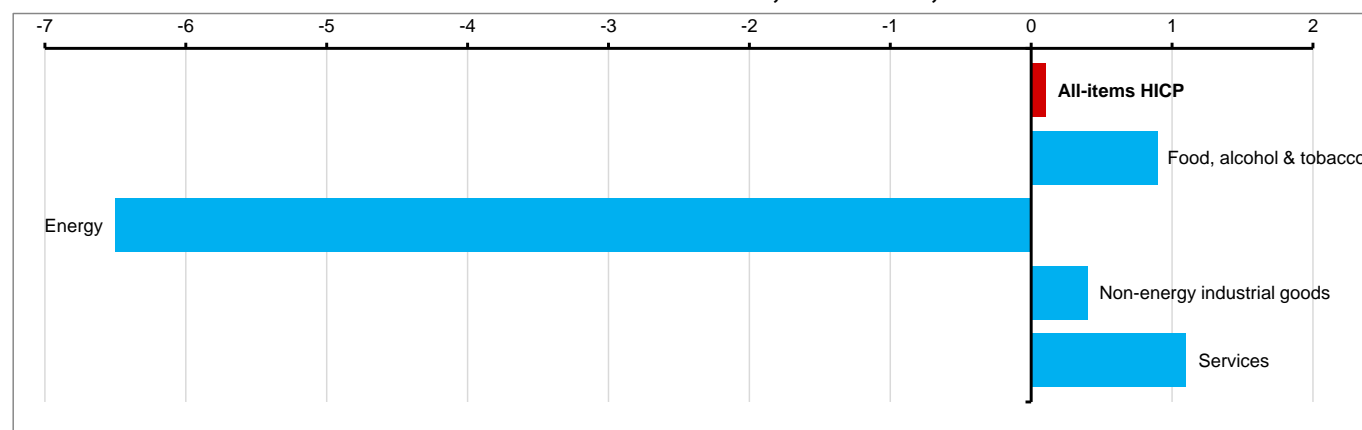
Flash estimate - June 2016

Euro area annual inflation up to 0.1%

Euro area annual inflation is expected to be 0.1% in June 2016, up from -0.1% in May 2016, according to a flash estimate from **Eurostat, the statistical office of the European Union**.

Looking at the main components of euro area inflation, services is expected to have the highest annual rate in June (1.1%, compared with 1.0% in May), followed by food, alcohol & tobacco (0.9%, stable compared with May), non-energy industrial goods (0.4%, compared with 0.5% in May) and energy (-6.5%, compared with -8.1% in May).

Euro area annual inflation, June 2016, %



Euro area annual inflation and its components, %

	Weight (%) 2016	Jun 2015	Jan 2016	Feb 2016	Mar 2016	Apr 2016	May 2016	Jun 2016
All-items HICP	1000.0	0.2	0.3	-0.2	0.0	-0.2	-0.1	0.1e
All-items excluding:								
> energy	902.6	0.9	1.0	0.8	1.0	0.8	0.8	0.9e
> energy, unprocessed food	828.5	0.8	1.0	0.8	1.0	0.7	0.8	0.8e
> energy, food, alcohol & tobacco	707.3	0.8	1.0	0.8	1.0	0.7	0.8	0.9e
Food, alcohol & tobacco	195.3	1.2	1.0	0.6	0.8	0.8	0.9	0.9e
> processed food, alcohol & tobacco	121.3	0.7	0.8	0.6	0.4	0.5	0.6	0.6e
> unprocessed food	74.1	1.9	1.4	0.6	1.3	1.2	1.5	1.4e
Energy	97.4	-5.1	-5.4	-8.1	-8.7	-8.7	-8.1	-6.5e
Non-energy industrial goods	265.5	0.3	0.7	0.7	0.5	0.5	0.5	0.4e
Services	441.8	1.1	1.2	0.9	1.4	0.9	1.0	1.1e

e = estimate

Geographical coverage

The **euro area** consists of Belgium, Germany, Estonia, Ireland, Greece, Spain, France, Italy, Cyprus, Latvia, Lithuania, Luxembourg, Malta, the Netherlands, Austria, Portugal, Slovenia, Slovakia and Finland.

The euro area data refer to the country composition at a specific point in time. New Member States are integrated into the aggregate using a chain index formula.

Methods and definitions

Annual inflation is the change of the price level between the current month and the same month of the previous year.

Revisions and timetable

The euro area inflation flash estimate is issued at the end of each reference month.

The complete set of harmonised indices of consumer prices (HICP) for the euro area, EU and Member States is released around the middle of the month following the reference month. The next release with full data for June 2016 is scheduled for 15 July 2016.

For more information

Eurostat [website section](#) on inflation

Eurostat [database section](#) on inflation


Eurostat [Statistics Explained article](#) on inflation in the euro area

Eurostat [metadata](#) on inflation

Eurostat €-indicators [release calendar](#)

Issued by **Eurostat Press Office**


Tim ALLEN
Tel: +352-4301-33 444
eurostat-pressoffice@ec.europa.eu

 ec.europa.eu/eurostat/

For further information on data:

Svetoslava PAVLOVA
Tel: +352-4301-34 406
estat-hicp@ec.europa.eu

 [@EU_Eurostat](https://twitter.com/EU_Eurostat)

 **Media requests:** Eurostat media support / Tel: +352-4301-33 408 / eurostat-mediasupport@ec.europa.eu