

4/2018 - 9 January 2018

November 2017

Euro area unemployment at 8.7%

EU28 at 7.3%

The **euro area** (EA19) seasonally-adjusted unemployment rate was 8.7% in November 2017, down from 8.8% in October 2017 and from 9.8% in November 2016. This is the lowest rate recorded in the **euro area** since January 2009. The **EU28** unemployment rate was 7.3% in November 2017, down from 7.4% in October 2017 and from 8.3% in November 2016. This is the lowest rate recorded in the **EU28** since October 2008. These figures are published by **Eurostat, the statistical office of the European Union**.

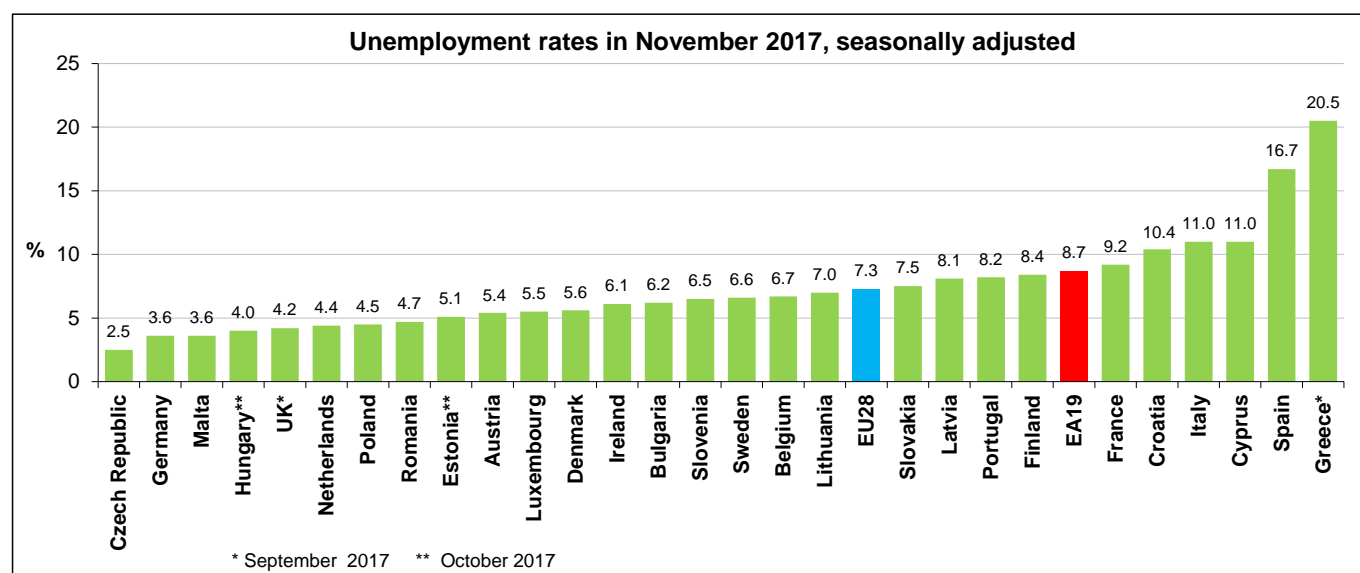
Eurostat estimates that 18.116 million men and women in the **EU28**, of whom 14.263 million in the **euro area**, were unemployed in November 2017. Compared with October 2017, the number of persons unemployed decreased by 155 000 in the **EU28** and by 107 000 in the **euro area**. Compared with November 2016, unemployment fell by 2.133 million in the **EU28** and by 1.561 million in the **euro area**.

Member States

Among the Member States, the lowest unemployment rates in November 2017 were recorded in the **Czech Republic** (2.5%), **Malta** and **Germany** (both 3.6%). The highest unemployment rates were observed in **Greece** (20.5% in September 2017) and **Spain** (16.7%).

Compared with a year ago, the unemployment rate fell in all Member States for which data is comparable over time. The largest decreases were registered in **Greece** (from 23.2% to 20.5% between September 2016 and September 2017), **Portugal** (from 10.5% to 8.2%), **Croatia** (from 12.5% to 10.4%) and **Cyprus** (from 13.1% to 11.0%).

In November 2017, the unemployment rate in the **United States** was 4.1%, stable compared to October 2017 and down from 4.6% in November 2016.



Youth unemployment

In November 2017, 3.698 million young persons (under 25) were unemployed in the **EU28**, of whom 2.624 million were in the **euro area**. Compared with November 2016, youth unemployment decreased by 429 000 in the **EU28** and by 286 000 in the **euro area**. In November 2017, the youth unemployment rate was 16.2% in the **EU28** and 18.2% in the **euro area**, compared with 18.2% and 20.5% respectively in November 2016. In November 2017, the lowest rates were observed in the **Czech Republic** (5.0%) and **Germany** (6.6%), while the highest were recorded in **Greece** (39.5% in September 2017), **Spain** (37.9%) and **Italy** (32.7%).

Geographical information

The **euro area (EA19)** includes Belgium, Germany, Estonia, Ireland, Greece, Spain, France, Italy, Cyprus, Latvia, Lithuania, Luxembourg, Malta, the Netherlands, Austria, Portugal, Slovenia, Slovakia and Finland.

The **European Union (EU28)** includes Belgium, Bulgaria, the Czech Republic, Denmark, Germany, Estonia, Ireland, Greece, Spain, France, Croatia, Italy, Cyprus, Latvia, Lithuania, Luxembourg, Hungary, Malta, the Netherlands, Austria, Poland, Portugal, Romania, Slovenia, Slovakia, Finland, Sweden and the United Kingdom.

Methods and definition

Eurostat produces harmonised unemployment rates for individual EU Member States, the euro area and the EU. These unemployment rates are based on the definition recommended by the International Labour Organisation (ILO). The measurement is based on a harmonised source, the European Union Labour Force Survey (LFS).

Based on the ILO definition, Eurostat defines **unemployed persons** as persons aged 15 to 74 who:

- are without work;
- are available to start work within the next two weeks;
- and have actively sought employment at some time during the previous four weeks.

The **unemployment rate** is the number of people unemployed as a percentage of the labour force.

The **labour force** is the total number of people employed plus unemployed. In this news release unemployment rates are based on employment and unemployment data covering persons aged 15 to 74.

The **youth unemployment rate** is the number of people aged 15 to 24 unemployed as a percentage of the labour force of the same age. Therefore, the youth unemployment rate should not be interpreted as the share of jobless people in the overall youth population.

When data for the most recent month are not available for a Member State, EU and EA aggregates are calculated using the latest data available for that Member State.

Country notes

Belgium: Due to a methodological break in the LFS data for the 1st quarter of 2017, data prior to Q1 2017 are not comparable and therefore not shown.

Ireland: Due to a methodological change in the LFS data for the 3rd quarter of 2017, data for the youth and gender breakdowns are not yet available.

Germany, the Netherlands, Austria, Finland, Sweden and Iceland: the trend component is used instead of the more volatile seasonally adjusted data.

Denmark, Estonia, Hungary, Portugal, the United Kingdom and Norway: 3-month moving averages of LFS data are used instead of pure monthly indicators.

Revisions and timetable

The data in this News Release can be subject to revisions, caused by updates to the seasonally adjusted series whenever new monthly data are added; the inclusion of the most recent LFS data in the calculation process; update of seasonal adjustment models with complete annual data.

Compared with the rates published in News Release [182/2017](#) of 30 November 2017, the October 2017 unemployment has remained unchanged for both the EU28 and the EA19. Among Member States, the rate has been revised by more than 0.1 percentage points (pp) downwards for Finland (by 0.3 pp) and Luxembourg (by 0.2 pp). The unemployment rate has been revised by more than 0.1 pp upwards for Slovakia (by 0.6 pp) as well as for Ireland, Cyprus and Slovenia (by 0.3 pp).

For more information

Eurostat [website section](#) on employment and unemployment

Eurostat [database section](#) on unemployment, including non-seasonally adjusted and trend data

Eurostat [Statistics Explained](#) article on unemployment

Eurostat [Statistics Explained](#) article on youth unemployment

Eurostat [metadata](#) on adjusted unemployment series

Eurostat €-indicators [release calendar](#)

Issued by: **Eurostat Press Office**

Baiba GRANDOVSKA

Tel: +352-4301-32 062

eurostat-pressoffice@ec.europa.eu

For further information on data:

Boyan GENEV

Tel: +352-4301-36 409

Hubertus VREESWIJK


Tel: +352-4301-34 323

estat-monthly-unemployment@ec.europa.eu

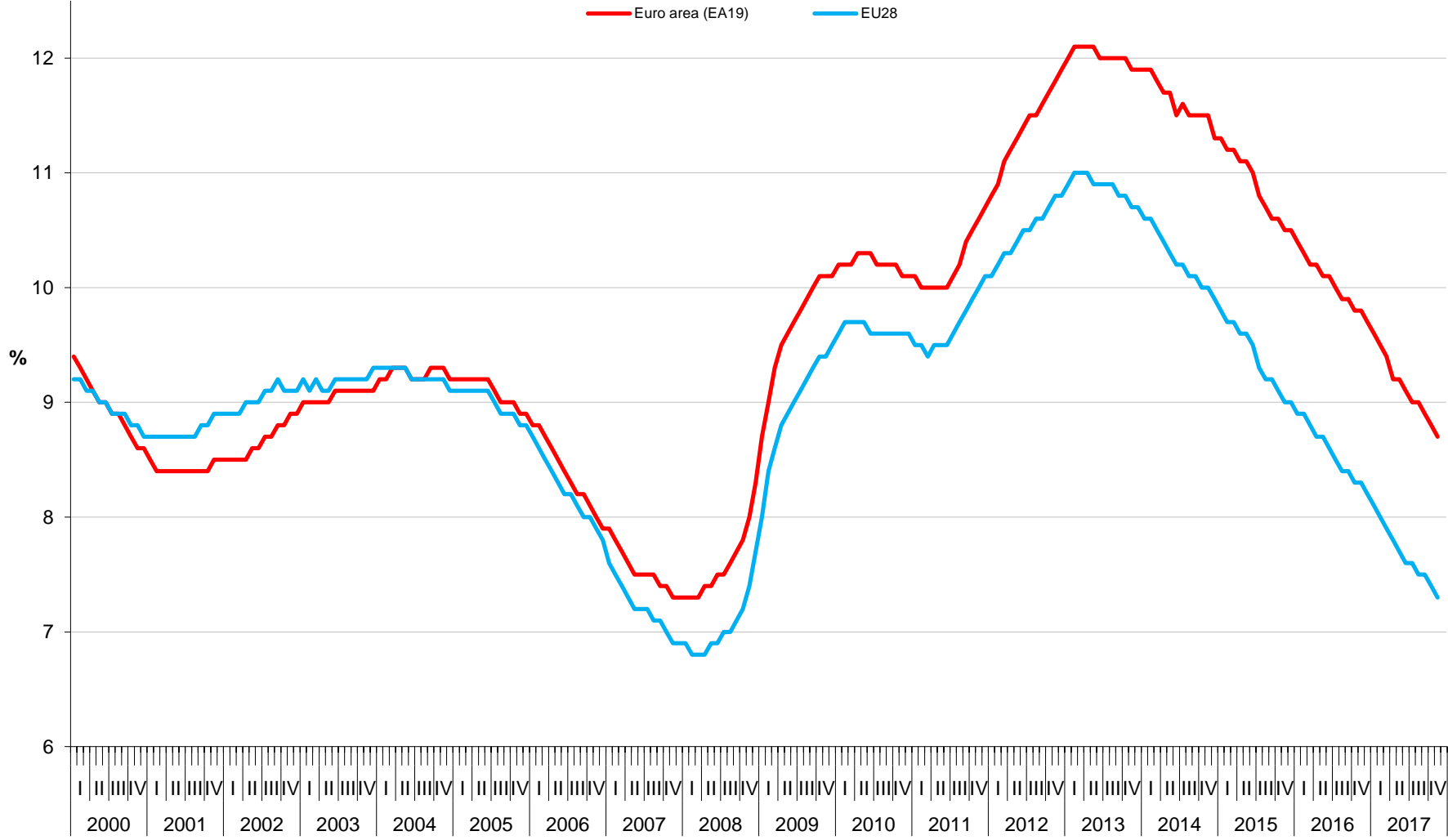
 ec.europa.eu/eurostat/

 [EurostatStatistics](https://www.facebook.com/EurostatStatistics)

 [@EU Eurostat](https://twitter.com/EU_Eurostat)

 **Media requests:** Eurostat media support / Tel: +352-4301-33 408 / eurostat-mediasupport@ec.europa.eu

Euro area and EU28 unemployment rates Seasonally adjusted series



Seasonally adjusted unemployment, totals

	Rates (%)					Number of persons (in thousands)				
	Nov 16	Aug 17	Sep 17	Oct 17	Nov 17	Nov 16	Aug 17	Sep 17	Oct 17	Nov 17
EA19	9.8	9.0	8.9	8.8	8.7	15 824	14 598	14 467	14 370	14 263
EU28	8.3	7.5	7.5	7.4	7.3	20 249	18 542	18 389	18 271	18 116
Belgium	:	7.1	7.0	6.8	6.7	:	355	348	343	335
Bulgaria	6.8	6.3	6.2	6.2	6.2	218	211	208	209	210
Czech Republic	3.7	2.8	2.7	2.7	2.5	196	150	146	144	134
Denmark	6.4	5.8	5.7	5.6	5.6	192	174	171	168	167
Germany	3.9	3.7	3.7	3.7	3.6	1 696	1 608	1 597	1 585	1 572
Estonia	7.1**	5.4	5.7	5.1	:	49**	37	40	36	:
Ireland	7.5	6.4	6.4	6.3	6.1	167	144	144	142	138
Greece	23.2*	20.7	20.5	:	:	1 116*	987	981	:	:
Spain	18.7	16.8	16.8	16.7	16.7	4 245	3 827	3 811	3 814	3 814
France	10.0	9.6	9.4	9.3	9.2	2 953	2 849	2 796	2 755	2 713
Croatia	12.5	10.9	10.7	10.5	10.4	228	197	193	189	187
Italy	11.9	11.1	11.1	11.1	11.0	3 098	2 897	2 879	2 873	2 855
Cyprus	13.1	10.5	10.4	10.5	11.0	55	45	44	45	47
Latvia	9.4	8.7	8.4	8.2	8.1	92	85	82	80	79
Lithuania	7.4	6.8	7.0	7.1	7.0	110	98	101	103	100
Luxembourg	6.2	5.7	5.7	5.5	5.5	17	17	16	16	16
Hungary	4.7**	4.2	4.1	4.0	:	214**	192	188	183	:
Malta	4.3	4.0	3.9	3.6	3.6	9	8	8	8	7
Netherlands	5.6	4.7	4.7	4.5	4.4	499	426	422	404	397
Austria	5.8	5.5	5.4	5.4	5.4	259	245	242	243	245
Poland	5.6	4.8	4.7	4.6	4.5	967	822	809	796	781
Portugal	10.5	8.7	8.5	8.4	8.2	538	452	440	435	424
Romania	5.5	4.9	4.9	4.9	4.7	492	448	442	451	443
Slovenia	8.1	6.7	6.7	6.5	6.5	81	69	69	68	67
Slovakia	9.0	8.0	7.8	7.6	7.5	249	219	216	211	207
Finland	8.8	8.5	8.5	8.4	8.4	235	230	230	229	229
Sweden	6.8	6.7	6.6	6.6	6.6	362	360	359	357	356
United Kingdom	4.8*	4.2	4.2	:	:	1 573*	1 394	1 399	:	:
Iceland	2.9	2.9	3.0	3.0	3.0	6	6	6	6	6
Norway	4.8**	4.1	4.0	4.0	:	133**	114	111	111	:
United States	4.6	4.4	4.2	4.1	4.1	7 461	7 161	6 814	6 509	6 645

The source datasets are available [here](#) (rates) and [here](#) (in 1000 persons).

: Data not available

* September 2016

** October 2016

Seasonally adjusted youth (under 25s) unemployment

	Rates (%)					Number of persons (in thousands)				
	Nov 16	Aug 17	Sep 17	Oct 17	Nov 17	Nov 16	Aug 17	Sep 17	Oct 17	Nov 17
EA19	20.5	18.7	18.6	18.4	18.2	2 910	2 679	2 664	2 646	2 624
EU28	18.2	16.7	16.6	16.4	16.2	4 127	3 768	3 754	3 726	3 698
Belgium	:	18.2	18.2	:	:	:	70	70	:	:
Bulgaria	15.8	13.7	13.1	12.8	12.6	25	24	24	24	24
Czech Republic	10.1	7.8	7.3	7.1	5.0	33	25	23	23	16
Denmark	13.3	11.4	10.5	9.8	9.6	64	53	49	45	45
Germany	6.9	6.6	6.6	6.6	6.6	289	282	282	281	280
Estonia	13.4	11.1	11.7	8.1	:	8	6	7	5	:
Ireland	:	:	:	:	:	:	:	:	:	:
Greece	45.6	39.8	39.5	:	:	119	105	105	:	:
Spain	42.7	37.7	37.7	38.1	37.9	620	573	587	602	602
France	23.8	22.3	22.0	21.9	21.8	655	625	623	625	626
Croatia	30.4	25.3	25.3	:	:	53	41	41	:	:
Italy	39.9	35.4	35.0	34.0	32.7	640	557	541	520	504
Cyprus	29.1	24.9	24.9	:	:	10	9	9	:	:
Latvia	16.6	15.7	15.1	14.7	14.5	11	11	11	10	10
Lithuania	14.7	12.0	12.9	13.2	13.0	18	13	14	15	15
Luxembourg	18.1	15.2	15.0	14.2	14.4	4	3	3	3	3
Hungary	11.7	11.1	11.0	10.5	:	41	37	37	35	:
Malta	12.5	10.1	10.0	9.3	9.3	3	3	3	2	2
Netherlands	10.3	8.9	8.5	7.9	7.8	146	127	123	114	112
Austria	10.2	10.1	9.4	9.5	10.3	56	53	49	50	55
Poland	15.8	14.4	14.3	14.3	14.0	214	190	189	191	187
Portugal	27.0	24.6	24.5	24.6	23.7	99	92	92	93	90
Romania	20.4	16.8	16.8	:	:	122	107	107	:	:
Slovenia	14.1	11.9	11.9	:	:	10	10	10	:	:
Slovakia	20.2	18.5	18.6	17.9	17.3	43	37	36	35	34
Finland	20.2	19.8	19.6	19.5	19.4	66	65	64	64	63
Sweden	17.9	17.5	17.4	17.1	17.3	115	111	110	109	108
United Kingdom	12.5	11.9	12.0	:	:	551	501	507	:	:
Iceland	6.5	7.6	7.8	7.7	7.4	2	2	3	3	2
Norway	11.0	10.4	10.3	10.4	:	40	38	38	38	:

The source datasets are available [here](#) (rates) and [here](#) (in 1000 persons).

: Data not available

Belgium, Croatia, Cyprus, Romania and Slovenia: quarterly data

Seasonally adjusted unemployment rates (%), by gender

	Males					Females				
	Nov 16	Aug 17	Sep 17	Oct 17	Nov 17	Nov 16	Aug 17	Sep 17	Oct 17	Nov 17
EA19	9.5	8.6	8.5	8.5	8.4	10.1	9.3	9.3	9.2	9.1
EU28	8.1	7.3	7.3	7.2	7.2	8.4	7.8	7.7	7.6	7.6
Belgium	:	7.5	7.4	7.2	7.0	:	6.6	6.5	6.4	6.3
Bulgaria	7.2	6.5	6.4	6.5	6.5	6.3	6.0	5.9	5.9	5.8
Czech Republic	3.1	2.4	2.3	2.3	2.1	4.3	3.3	3.2	3.1	3.0
Denmark	6.0	5.7	5.4	5.4	5.3	6.7	5.9	5.9	5.8	5.9
Germany	4.4	4.0	4.0	4.0	4.0	3.4	3.3	3.3	3.3	3.2
Estonia	7.4	6.2	6.6	5.3	:	6.0	4.4	4.9	5.0	:
Ireland	:	:	:	:	:	:	:	:	:	:
Greece	19.7	17.1	16.8	:	:	27.8	25.2	25.3	:	:
Spain	17.3	15.2	15.2	15.2	15.2	20.3	18.7	18.6	18.6	18.5
France	10.1	9.8	9.6	9.4	9.3	9.9	9.3	9.2	9.1	9.1
Croatia	11.7	10.0	9.9	9.7	9.5	13.5	11.9	11.6	11.5	11.4
Italy	11.1	10.3	10.2	10.2	10.1	13.1	12.3	12.3	12.2	12.1
Cyprus	12.1	10.3	10.4	10.4	10.9	14.2	10.6	10.4	10.6	11.2
Latvia	11.0	9.3	9.0	8.8	8.8	7.9	8.0	7.8	7.6	7.4
Lithuania	8.7	8.1	8.3	8.4	8.4	6.2	5.5	5.7	5.8	5.6
Luxembourg	6.3	5.9	5.9	5.7	5.7	6.1	5.5	5.5	5.3	5.3
Hungary	4.5	3.8	3.7	3.6	:	4.6	4.6	4.6	4.4	:
Malta	3.6	3.9	3.8	3.6	3.5	5.2	4.1	4.0	3.6	3.6
Netherlands	5.0	4.4	4.3	4.2	4.1	6.2	5.1	5.1	4.7	4.7
Austria	6.3	5.9	5.9	5.9	5.9	5.3	4.9	4.9	4.8	4.9
Poland	5.6	4.8	4.7	4.5	4.4	5.6	4.8	4.8	4.7	4.6
Portugal	10.5	8.1	7.9	7.9	7.8	10.5	9.4	9.1	9.0	8.6
Romania	6.0	5.6	5.6	5.7	5.6	4.7	4.1	3.8	3.8	3.7
Slovenia	7.8	5.7	5.7	5.4	5.4	8.4	7.8	7.8	7.8	7.6
Slovakia	8.5	7.9	7.8	7.6	7.5	9.6	8.1	7.9	7.7	7.5
Finland	8.9	8.7	8.6	8.6	8.5	8.6	8.4	8.4	8.3	8.3
Sweden	7.1	6.9	6.9	6.9	6.8	6.4	6.4	6.4	6.3	6.3
United Kingdom	4.8	4.2	4.3	:	:	4.5	4.2	4.1	:	:
Iceland	2.9	3.4	3.6	3.6	3.5	2.9	2.4	2.4	2.4	2.4
Norway	5.2	4.5	4.5	4.5	:	4.2	3.6	3.5	3.5	:

The source dataset is available [here](#).

: Data not available